



The Effect of Aeration and Stirring on Metal Recovery from Printed Circuit Boards

Anna MRAŽÍKOVÁ¹⁾, Jaroslava SZŮCSOVÁ²⁾, Lukáš OROS³⁾,
Renáta MARCINČÁKOVÁ⁴⁾, Jana KADUKOVÁ⁵⁾, Oksana VELGOSOVÁ⁶⁾

¹⁾ RNDr.; Technical University in Kosice, Faculty of Metallurgy, Park Komenského 11, 042 00 Kosice, Slovak Republic; email :anna.mrazikova@tuke.sk

²⁾ Ing., Ph.D.; Department of Metals and Corrosion Engineering, University of Chemistry and Technology, Prague, Technická 5, 166 28 Prague 6, Czech Republic

³⁾ Ing., Ph.D.; Department of Metals and Corrosion Engineering, University of Chemistry and Technology, Prague, Technická 5, 166 28 Prague 6, Czech Republic

⁴⁾ Ing., Ph.D.; Department of Metals and Corrosion Engineering, University of Chemistry and Technology, Prague, Technická 5, 166 28 Prague 6, Czech Republic

⁵⁾ Ing., Ph.D.; Department of Metals and Corrosion Engineering, University of Chemistry and Technology, Prague, Technická 5, 166 28 Prague 6, Czech Republic

⁶⁾ Ing., Ph.D.; Department of Metals and Corrosion Engineering, University of Chemistry and Technology, Prague, Technická 5, 166 28 Prague 6, Czech Republic

DOI: 10.29227/IM-2015-02-02

Abstract

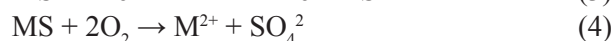
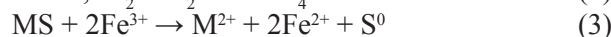
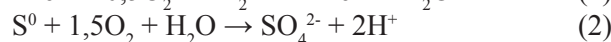
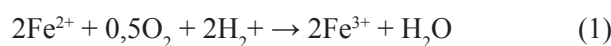
The present research was aimed at studying the bioleaching processes used to mobilize non-ferrous metals (Cu, Ni, Zn and Al) from waste printed circuit boards (PCBs) with biologically generated ferric iron-containing sulphuric acid solutions. The used bacterial strains *Acidithiobacillus ferrooxidans* and *Acidithiobacillus thiooxidans* were recovered from an acidic mine drainage. These bacteria were sub-cultured and acclimated in medium containing PCBs. Biologically oxidized Fe³⁺ from Fe²⁺ in presence of *A. ferrooxidans* caused the mobilization of metals. This study evaluated the influence of three different conditions on Cu, Zn, Ni and Al bioleaching from PCBs by metal-adapted mixed bacterial culture of *Acidithiobacillus ferrooxidans* and *A. thiooxidans*. The experimental results demonstrate, that aeration and stirring had pronounced effect on copper, nickel and zinc bioleaching. It was revealed that the highest Zn (76%) and Cu (40%) recovery was obtained under combined conditions of both stirring and aeration. For nickel recovery (63%) aeration was found to be the most effective. On the other hand, no investigated condition was effective for Al bioleaching. The pH changes in all three different conditions during bioleaching were very similar and on day 7 reached pH over 2. It is concluded, that mixed bacterial culture of *A. ferrooxidans* and *A. thiooxidans* were able to grow in the presence of electronic waste. The results also pointed out the importance of Fe³⁺ on Cu, Zn and Ni recovery. Our experiments confirmed significant influence of different conditions on ferric ions concentration. Aeration had the most pronounced effect on the rapidly increase of Fe³⁺ concentrations after 12th day and reached the highest concentrations at the end of experiment.

Keywords: bioleaching, electronic scrap, metals, *Acidithiobacillus ferrooxidans*, *Acidithiobacillus thiooxidans*

Introduction

Nowadays, the world is facing primary resources shortage thereby waste has become very interesting source. Among different kinds of wastes, spent electronic devices represent important source of many metals involving precious metals. Approximately 20–60 million Mg of this kind of waste is produced each year. This amount is three times higher than other types of waste (Karwowska et al., 2013). Spent printed circuit boards (PCBs) seem to be the most promising resource of valuable metals. Especially their high contents of copper (10–20%), nickel (1–3%), lead (1–5%) and also precious metals (0.3–0.4%) made them reasonable and economically convenient choice (Ilyas, 2010). As far as electronic scrap is land-filled or incinerated, metals such as copper, lead, nickel or halogenated-resisting burned materials might disperse into environment causing serious problems (Saidan et al., 2012). There are several ways of electronic scrap

treatment among them, biohydrometallurgical approach is very promising. This environmentally friendlier method often achieves higher efficiencies comparing to conventional hydrometallurgical and pyrometallurgical methods (Wang et al., 2009). Main advantages of bioleaching are low operation costs, less chemical and energy consumption, thus minimizing pollution (Willner, 2013). Bioleaching consortium is formed by chemoautotrophic, mesophilic, acidophilic bacteria, mainly *A. ferrooxidans*, providing oxidising agent Fe³⁺, and *A. thiooxidans*, providing H⁺ which keeps pH at low rates (Eq. 1,2). Ferric ion and sulphuric acid consequently mobilize metals from primary and secondary sources (Eq. 3, 4, 5) (Lee and Pandey, 2011, Luptáková, 2012).



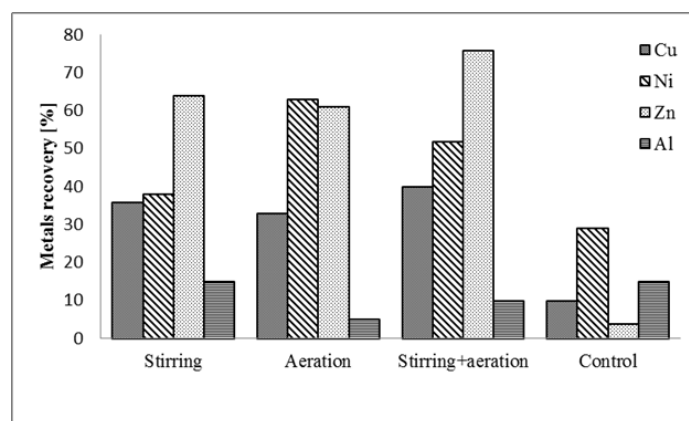
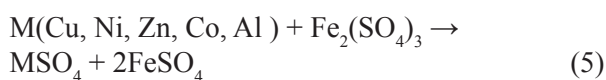


Fig. 1. Percentages of solubilised Cu, Ni, Zn, Al, by bioleaching under different conditions during 28 days

Rys. 1. Uzysk Cu, Ni, Zn, Al w procesie biolugowania w różnych warunkach, w czasie 28 dni



Majority of bioleaching is performed by autotrophic aerobic bacteria. Oxygen is essential nutrient for growth and survival. As an electron acceptor, oxygen is re-oxidising ferrous into ferric ion, therefore aeration was expected to be the key factor boosting metal mobilization (Ilyas et al., 2014). Also, stirring was applied to enhance diffusion of oxidising agents. Combination of these two effects was expected to be ideal option intensifying bioleaching. On the other hand, stirring may be harmful for bacteria mechanically damaging their cell integrity.

The present study aimed to investigate the influence of aeration, stirring and combination of both on metal bioleaching rates and yield of metals and also to determine the most suitable conditions for bacterial activity and metal mobilization from spent PCBs.

Materials and methods

Bacterial culture formed by *A. ferrooxidans* and *A. thiooxidans* originating from Smolnik mine drainage obtained from Institute of Geotechnics was used in the experiments. Adaptation of bacteria was carried out in 500 ml Erlenmeyer flask containing 230 ml of nutrient medium proposed for the mixed bacterial culture (Kaduková et al., 2012) and 50 ml mixture of the bacteria and 2 g PCBs. Metal adaptation of bacteria took place in an incubator at 30°C and lasted for 14 days.

Bioleaching experiments were carried out in sterile 500 ml Erlenmeyer flasks. Each flask contained 470 ml of diluted sulphuric acid, 30 ml of the metal-adapted mixed bacterial culture, 5 g PCBs (particle size from 1 to 5 mm) and 2 g of elemental sulphur. The pH values were adjusted to 1.5 with 10 M H₂SO₄. To investigate the effect of aeration, air influx

was provided into solutions via pump. To investigate the effect of stirring a magnetic stirrer was used. All experiments and abiotic control leaching were conducted in duplicates. The samples (5 ml) were regularly withdrawn on days: 1; 3; 7; 14; 21 and 28.

Results and discussion

The results of copper, nickel, zinc and aluminium extraction by the metal adapted consortium of *A. ferrooxidans* and *A. thiooxidans*, under three conditions of bioleaching – aeration, stirring and combination of both are presented in Fig. 1. During bioleaching study under stirring condition, approximately 36% Cu, 38% Ni, 64% Zn and 15% Al were leached out. During bioleaching under aeration conditions 33% Cu, 63% Ni, 61% Zn and 5% Al were extracted. Metal bioleaching efficiency under combined conditions was 40% Cu, 52% Ni, 76% Zn and 10% Al. In abiotic control leaching only 10% Cu, 29% Ni, 4% Zn and 15% Al were extracted.

The pH changes over the leaching under aeration, stirring and combined conditions are plotted in Fig. 2. Within the first three days of the bioleaching the pH dropped from the initial pH of 1.5 up to 1. This fact indicated a high metabolic activity of *A. thiooxidans* (Eq.2). After this first period the pH began rapidly to increase, and on day 7 reached pH over 2. It may be assumed that the pH increase was owing to alkaline nature of electronic waste. Metal dissolution and ferrous ions oxidation also contributed to sulphuric acid consumption resulting in the pH increase. After day 7 the pH slightly decreased and remained relatively stable until the end of the bioleaching processes. This third period indicated that hydrolysis reaction of Fe³⁺ and jarosite formation occurred (Daoud and Karamanev, 2014 Velgosova et al., 2014). Authors Daoud and Karamanev (2006) claimed that overcoming pH limit 1,8,

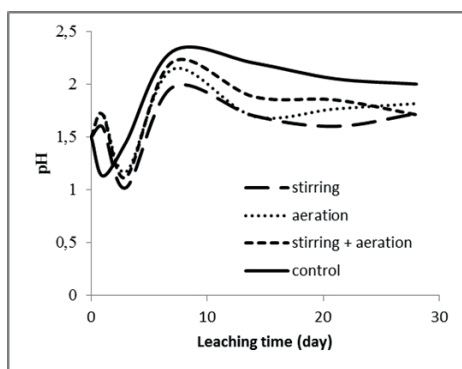


Fig. 2. Comparison of changes of pH between effects of aeration, stirring, combined aeration with stirring and abiotic control leaching, during 28 days

Rys. 2. Zmiana pH w czasie w zależności od aeracji, mieszania, kombinowanych warunków mieszania i aeracji, abiotyczne ługowania w czasie 28 dni

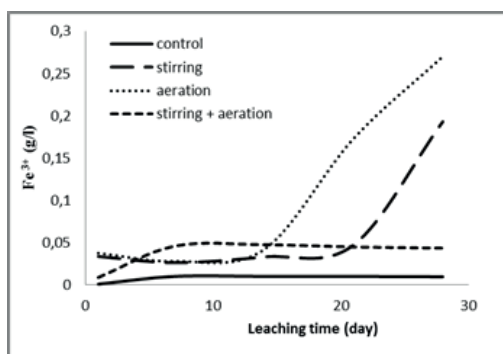


Fig. 3. Changes of Fe^{3+} concentrations under different conditions

Fig. 3. Zmiana koncentracji Fe^{3+} w różnych warunkach

jarosite was formed and could have negative effect on metal dissolution. In abiotic control leaching the pH changes were very similar to those in bioleaching. However, the higher bioleaching efficiency of the metals pointed out the significant influence of ferric irons generated by bacterial strains.

Given oxidation of ferrous ions by mixed bacterial culture, this reaction is influenced by temperature, pH, cell and oxygen concentrations (Daoud and Karamanev, 2006). In case of our experiments, ferric ions concentrations were significantly influenced by different conditions (Fig. 2). At the beginning of the experiment, combination of aeration and stirring enhanced Fe^{3+} concentrations, which may led to inhibition of bacterial growth. Following constant concentrations predicting balance between Fe^{3+} and PCBs metals mobilization (Eq. 1, 3). In the case, where only aeration was provided, Fe^{3+} concentrations started to increase rapidly after 12th day and reached the highest concentrations at the end of experiment. That was possibly caused by fast growth of bacteria and low metals solubilisation, except for nickel.

Results revealed that bioleaching efficiency of Cu, Zn and Al (except for Ni) was almost the

same under both stirring and aeration conditions. Combined aeration and stirring had significant effect only on zinc solubilisation. It seems that the most suitable condition for Ni recovery was aeration.

Conclusions

The results from this work demonstrate that aeration, stirring and combination of both influenced bacterial activities resulting in a higher Fe^{3+} formation. Based on the results, combination of both stirring and aeration seems to be the optimal condition for zinc and copper mobilization. For nickel recovery aeration was the most effective. The total Al bioleaching efficiency in all three cases was very low. According to our results it is obvious that for particular metals specific conditions are needed. This might be related to mechanisms of metal dissolution, which has not been explained completely, so far.

Acknowledgements

The work was fully supported by a grant from the Slovak National Grant Agency under the VEGA Project 1/0235/12 and 1/0197/15.

Literatura – References

1. KARWOWSKA, E., ANDRZEJEWSKA-MORYZUCH, D., ŁEBKOWSKA, M., TABERNACKA, et al. 2014. "Bioleaching of metals from printed circuit boards supported with surfactant-producing bacteria." *Journal of Hazardous Materials* 264: 203–210.
2. ILYAS, S. et al. 2010. "Column bioleaching of metals from electronic scrap." *Hydrometallurgy* 101: 135–140.
3. SAIDAN, M. et al. 2012. "Leaching of Electronic Waste Using Biometabolised Acids." *Chinese Journal of Chemical Engineering* 20(3): 530–534.
4. WANG, J. et al. 2009. "Bioleaching of metals from printed wire boards by *Acidithiobacillus ferrooxidans* and *Acidithiobacillus thiooxidans* and their mixture." *Journal of Hazardous Material* 172: 1100–1105.
5. WILLNER, A., FORMALCZYK, A. 2013. "Extraction of metals from electronic waste by bacterial leaching." *Environment Protection Engineering* 39(1): 197–208.
6. LUPTÁKOVÁ, A., UBALDINI, S., MAČINGOVÁ, E., FORNARI, P., GIULIANO, V. 2012. "Application of physical-chemical and biological-chemical methods for heavy metals removal from acid mine drainage." *Process Biochemistry* 47(11): 1633–1639.
7. LEE, J., PANDEY, B.D. 2011. "Bio-processing of solid wastes and secondary resources for metal extraction – A review." *Waste management*.
8. ILYAS, S. et al. 2013. "Bioleaching of metals from electronic scrap and its potential for commercial exploitation." *Hydrometallurgy* 131–132: 138–143.
9. KADUKOVA, J. et al. 2011. *Návody na cvičenia zo Základov biotechnológií, Hutnícka fakulta, Technická univerzita v Košiciach*. Košice: Technická univerzita v Košiciach.
10. DAUOD, J. and KARAMANEV, D. 2006. "Formation of jarosite during Fe²⁺ oxidation by *Acidithiobacillus ferrooxidans*." *Minerals Engineering* 19: 960–967.
11. VELGOSOVA, O. et al. 2014. "The role of Main Leaching Agents Responsible for Ni Bioleaching from spent Ni-Cd Batteries." *Separation Science and Technology* 49: 438–444.

Wpływ napowietrzania i mieszania na odzysk metalu z obwodów drukowanych

Obecnie prowadzone badania mają na celu sprawdzenie wyników zastosowania procesów bioługowania do mobilizacji metali nieżelaznych (Cu, Ni, Zn oraz Al) pochodzących z obwodów drukowanych (ang. skrót PCBs) z biologicznie wytwarzanymi żelazowymi roztworami kwasu siarkowego zawierającego żelazo. Użyto w tym celu szczepy bakterii *Acidithiobacillus Ferrooxidans* oraz *Acidithiobacillus Thiooxidans*, bakterie wydzielono z kwaśnego drenażu kopalnianego. Bakterie wyhodowano i przystosowano do medium zawierającego elementy obwodu drukowanego. W obecności bakterii *A. ferrooxidans* biologicznie utleniono Fe²⁺ do Fe³⁺, co spowodowało mobilizację metali. W trakcie badań oceniono wpływ trzech różnych warunków bioługowania Cu, Zn, Ni oraz Al pochodzących z obwodów drukowanych, przy pomocy mieszanych kultur bakterii z rodziny *Acidithiobacillus ferrooxidans* oraz *A. Thiooxidans* przystosowanych do warunków panujących w roztworze. Wyniki eksperymentu wykazały, że napowietrzanie oraz mieszanie mają znaczący wpływ na bioługownie miedzi, niklu oraz cynku. Odkryto, że największy udzysk Zn (76%) oraz Cu (40%) uzyskano dzięki połączeniu procesów zarówno mieszania, jak i napowietrzania. Największy wpływ na uzysk niklu (63%) miało napowietrzanie. Jednakże, nie odkryto żadnego warunku mającego wpływ na bioługowanie Al. Zmiany pH podczas bioługowania były porównywalne we wszystkich trzech przypadkach i podczas siódmego dnia ługowania pH wzrosło powyżej 2. Wynioskowano, że mieszane kultury bakterii *A. ferrooxidans* oraz *A. thiooxidans* są w stanie wzrastać w obecności odpadów elektronicznych. Wyniki również wykazały potrzebę obecności Fe³⁺ w procesie odzysku Cu, Zn oraz Ni. Przeprowadzone badania potwierdziły istotny wpływ różnych warunków na stężenie jonów żelazowych. Najbardziej zauważalny wpływ na dynamiczny wzrost stężenia Fe³⁺ po dwunastym dniu procesu miało napowietrzanie, stężenie Fe³⁺ osiągnęło największe stężenie pod koniec eksperymentu.

Słowa kluczowe: bioługowanie, złom elektryczny, metale, *Acidithiobacillus ferrooxidans*, *Acidithiobacillus thiooxidans*